

P

Paulmann



**URail light rail system**  
for LED spots and pendant luminaires





## URail: Your ideas, your light, your system

The 1-phase rail system for flexible lighting design in every living space

With URail, you have full flexibility in lighting design and can bring light wherever you need it: Modern pendant luminaires above the dining table, flexible spots for targeted illumination of shelves, pictures and workspaces or panels for uniform room illumination with warm white or neutral white light.

Whether in timeless matt chrome, minimalistic white or as a statement in black, URail offers you individual lighting design over up to 40 meters with well over 100 spotlights, pendants and smart accessories. The URail system connects directly to the power outlet – no transformer needed!





## URail Spots

Dimmable spots with non-replaceable LED



**Spot Dipper**  
incl. 2x8W  
2x652 lm, 2.700 K  
∠ 83°  
230V  
∅170 ⇄375 ∅26 mm

CM 954.69

**Spot Sabik**  
incl. 1x9 / 1x4W  
800 + 390 lm, 2.700 K  
230V  
∅225 ∅117 ∅62 mm

CM 949.79

**Spot Arena**  
incl. 1x15W  
1.180 lm, 2.700 K  
∠ 84°  
230V  
∅191 ⇄123 ∅78 mm

CM 954.46

W 954.47

**Spot Arena**  
incl. 1x15,5W  
1.550 lm, 4.000 K  
∠ 82°  
230V  
∅181 ⇄123 ∅78 mm

CM 968.14



**Spot Aldan**  
incl. 1x9W  
820 lm, 2.700 K  
∠ 65°  
230V  
∅170 ∅98 mm

CM 955.19

W 953.95

**Spot Aldan**  
incl. 1x8W  
770 lm, 4.000 K  
∠ 64°  
230V  
∅170 ∅98 mm

CM 968.10

**Spot Cube**  
incl. 1x8W  
770 lm, 2.700 K  
∠ 65°  
230V  
∅165 ⇄77 ∅47 mm

CM 955.10

W 955.11

**Spot Capsule II**  
incl. 1x6W  
420 lm, 2.700 K  
∠ 30°  
230V  
∅210 ⇄80 ∅80 mm

CM 954.55

W 954.56

**Spot Capsule II**  
incl. 1x6,3W  
580 lm, 4.000 K  
∠ 30°  
230V  
∅210 ⇄80 ∅80 mm

CM 968.03



**Spot Pellet**  
incl. 1x6,7W  
294 lm, 2.700 K  
∠ 40°  
230V  
∅180 ⇄80 ∅40 mm

CM 954.73

W 954.74

**Spot Sphere**  
incl. 1x7,4W  
500 lm, 2.700 K  
∠ 72°  
230V  
∅183 ⇄119,8 ∅32 mm

CM 969.36

W 969.37

**Spot Sphere**  
incl. 1x7,4W  
650 lm, 4.000 K  
∠ 72°  
230V  
∅183 ⇄119,8 ∅32 mm

CM 968.01

**Spot Circle**  
incl. 1x5W  
425 lm, 4.000 K  
∠ 90°  
230V  
∅147 ⇄98 ∅50 mm

CM 967.99

## URail spots (non-dimmable)

Spots with non-replaceable LED



**Spot Shine**  
incl. 1x5W  
225 lm, 2.700 K  
∠ 75°  
230V  
∅180 ⇄59 ∅90 mm

CM 952.73

W 952.83

**Spot Circle**  
incl. 1x5W  
308 lm, 2.700 K  
∠ 90°  
230V  
∅147 ⇄98 ∅50 mm

CM 952.71

W 952.72

**Spot Tubo**  
incl. 1x5W  
415 lm, 3.000 K  
230V  
∅196 ⇄42 ∅105 mm

CM 955.06

W 955.07

**Spot Tubo**  
incl. 1x4,5W  
500 lm, 4.000 K  
230V  
∅196 ⇄42 ∅105 mm

CM 968.00

## URail Spots without lamps

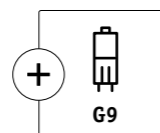
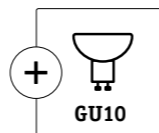
Choose your own lamp!



Spot Cone	Spot Pipe	Spot Pure I	Spot Pure II	Spot Cover	Spot Barelli
max. 10W, GU10 230V ⌀180 ø85 ⌀90 mm	max. 10W, GU10 230V ⌀150 ø65 ⌀100 mm	max. 10W, GU10 230V ⌀110 ⌀58 ⌀66 mm	max. 10W, GU10 230V ⌀110 ⌀58 ⌀66 mm	max. 10W, GU10 230V ⌀140 ⌀58 ⌀90 mm	max. 10W, GU10 230V ⌀138 ⌀68 ⌀35 mm
<b>CM</b> 976.13	<b>CM</b> 976.12	<b>CM</b> 953.29	<b>CM</b> 953.31	<b>CM</b> 953.35	<b>CM</b> 954.61
<b>W</b> 953.62	<b>W</b> 953.63	<b>W</b> 953.30	<b>W</b> 953.33	<b>W</b> 953.36	



Perfect match



Spot Blossom	Spot Blossom	Spot Blossom
max. 10W, G9 230V ⌀128 ⌀74 ⌀115 mm	max. 10W, G9 230V ⌀128 ⌀74 ⌀115 mm	max. 10W, G9 230V ⌀128 ⌀74 ⌀115 mm
<b>CM</b> 953.37	<b>CM</b> 953.38	<b>CM</b> 953.39
<b>W</b> 953.42	<b>W</b> 953.43	<b>W</b> 953.44



Perfect match



## LED panel (non-dimmable)

Planar light –  
right where you need it!

The innovative URail LED panels emit low-glare planar light, which is all the rage right now. They can be installed both on the wall and on the ceiling. And they provide the same sort of light as you would expect from a small window.



Panel Loop
incl. 1x7 W 812lm, 2.700 K 230V ⌀35 ⌀380 ⌀110 mm
<b>CM</b> 953.19
<b>W</b> 953.20

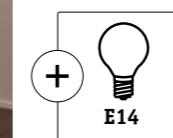


## Ceiling luminaires


Choose your own lamp!



Ceiling Globe Small
max. 10W, E14 230V ⌀320 ø200 mm
<b>CM</b> 976.02



Ceiling Socket
max. 20W, E27 230V ⌀96 ø55 mm
<b>CM</b> 949.73
<b>W</b> 949.74



Perfect match

## With non-replaceable LED – dimmable

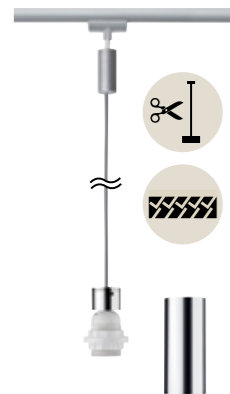
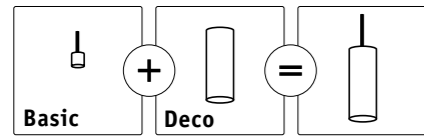


Topa
incl. 1x5,2W 400lm, 2.700 K 230V ⌀73 ø80 ⌀80 mm
<b>955.02</b>

Topa
incl. 1x4,9W 440lm, 4.000 K 230V ⌀73 ø80 ⌀80 mm
<b>968.09</b>

## 2Easy pendant luminaires

Simply add a lamp to the basic pendant and select your favourite shade to match.



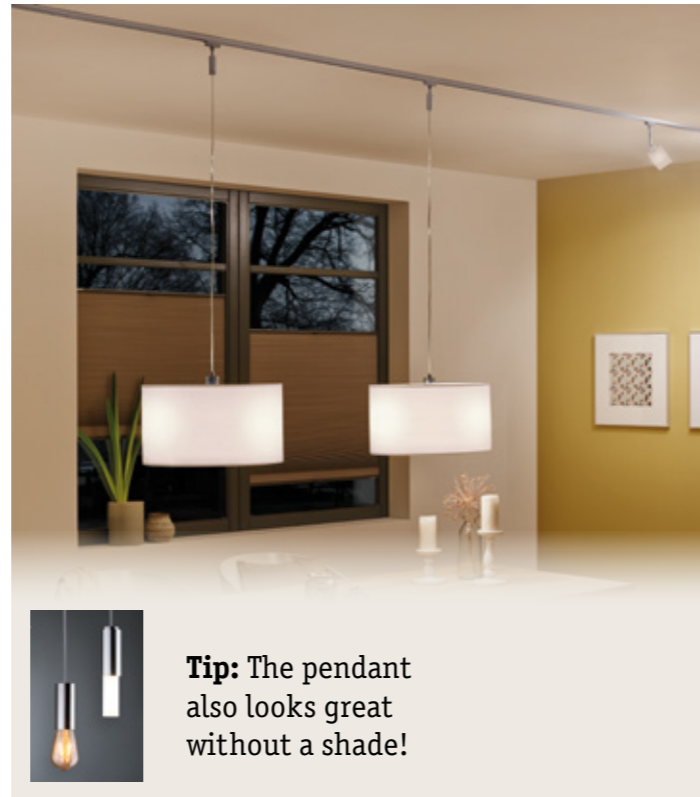

### 2Easy Basic Pendulum

max. 20W, E27  
230V  
∅150 cm

CM 954.36

W 954.37

B 969.19



**Tip:** The pendant also looks great without a shade!



## Shades made of high-quality fabric ...



### Tessa

max. 50W  
∅260 ∅454 mm

954.66

☞ Cream ☞ Fabric



### 2Easy Diffusor

max. 20W  
∅454 mm

954.92

☞ Satin ☞ Plastic



### Tessa

max. 50W  
∅260 ∅454 mm

954.65

☞ Light grey ☞ Fabric



## elegant metal ...



### Shade Pom

max. 20W  
∅240 ∅350 mm

954.38

☞ Matt white ☞ Metal



### Shade Pirm

max. 20W  
∅230 ∅280 mm

954.40

☞ Grey matt ☞ Metal



### Shade Pien

max. 20W  
∅230 ∅250 mm

954.42

☞ Beige matt ☞ Metal

## ... or unique glass.




### Vento

max. 50W  
∅280 ∅170 mm

953.51

☞ Clear ☞ Glass



### Vento

max. 50W  
∅280 ∅170 mm

953.54

☞ Opal ☞ Glass



### Drio

max. 50W  
∅280 ∅152 mm

953.52

☞ Smoke glass ☞ Glass



### Livo

max. 50W  
∅280 ∅75 mm

998.42

☞ Opal ☞ Glass



### 2Easy Alari

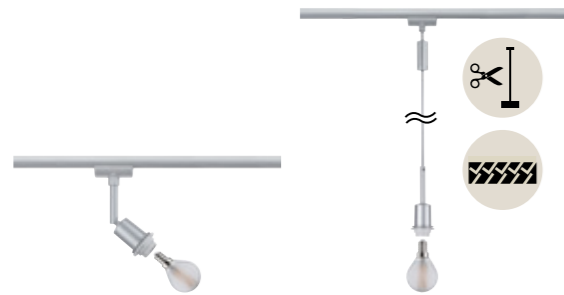
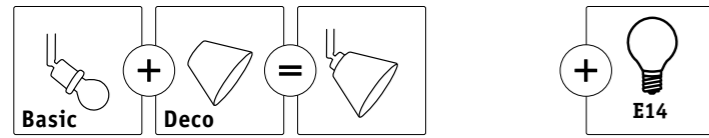
max. 20W  
∅300 mm

954.44

☞ Opal ☞ Glass

## DecoSystems LED spots/pendant luminaires

Simply equip the spot with a lamp and choose a shade you like.



**Basic-Spot**  
max. 20W, E14  
230V  
∅163 ∅44mm

CM 969.68

W 969.70

**Basic-Pendulum**  
max. 20W, E14  
230V  
∅135 cm ∅44mm

CM 969.69

W 969.71



## Stunning glass shades ...



**Wolbi**  
max. 50W  
∅80 ∅90mm

600.11  
Dichroic Glass

**Vento**  
max. 50W  
∅95 ∅80mm

953.59  
Smoke glass Glass

**Twice**  
max. 50W  
∅70 ∅100mm

701.74  
Clear/Opaque Glass

**Vento**  
max. 50W  
∅95 ∅80mm

953.58  
Satin Glass

**Wolbi**  
max. 50W  
∅70 ∅90mm

600.55  
Opal Glass



**Quad**  
max. 50W  
∅80 ∅75mm

600.15  
White Glass

**Kegi**  
max. 50W  
∅80 ∅110mm

600.12  
White Glass

**Wolbi**  
max. 50W  
∅80 ∅90mm

600.07  
White Glass

**Zyli**  
max. 50W  
∅80 ∅70mm

600.04  
White Glass

## ... and lightweight fabric shades



**Tessa**  
max. 50W  
∅152 ∅255mm

603.52  
Light grey Fabric

**Tessa**  
max. 50W  
∅152 ∅255mm

603.51  
Cream Fabric



**Tessa**  
max. 50W  
∅152 ∅255mm

603.50  
Caramel Fabric


**Tessa**  
max. 50W  
∅152 ∅255mm

603.49  
Dark brown Fabric



**DecoSystems Diffusor**  
max. 20W  
∅1,5 ∅255mm

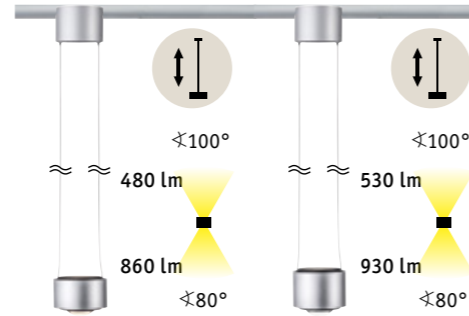
954.93  
Satin Plastic



## LED complete pendant

LED included – the perfect lighting for your coffee table or dining table.

The pendants can be shortened.



### Pendulum Aldan

incl. 1x8,5 / 1x4,5W  
860 + 480 lm,  
2.700 K  
230V  
∅85 mm ∅20-150 cm  
∅98 mm

CM 955.20

W 949.71

B 949.72

### Pendulum Aldan

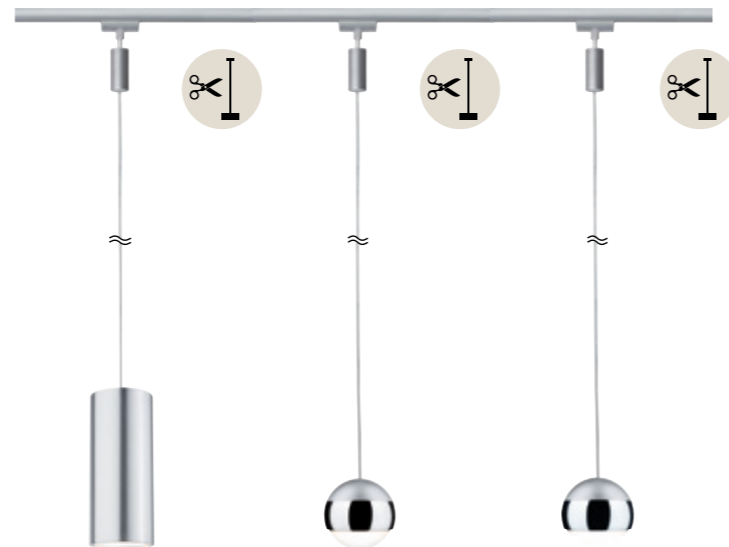
incl. 1x8,5 / 1x4,5W  
930 + 530 lm,  
4.000 K  
230V  
∅85 mm ∅20-150 cm  
∅98 mm

CM 968.11

B 968.13



Incl. insertable diffuser



### LED Pendulum Barrel

incl. 1x6W  
370 lm, 2.700 K  
∠ 106°, 139 cd  
230V  
∅135 cm ∅85 mm

CM 951.77

### Pendulum Capsule II

incl. 1x6W  
545 lm, 2.700 K  
230V  
∅130 cm ∅87 mm

CM 954.57

W 954.58

B 968.08

### Pendulum Capsule II

incl. 1x6,3W  
580 lm, 4.000 K  
230V  
∅130 cm ∅87 mm

CM 968.04

B 968.06

## Pendant luminaires

Without lamp, can be shortened

Choose your own lamp!



### Arido II

incl. 1x5W, GU10  
560 lm, 2.700 K  
230V  
∅200 mm ∅158 cm  
∅110 mm

CM 949.98

### Catalejo

max. 10W, GU10  
230V  
∅383 mm ∅160 cm  
∅65 mm

CM 969.58

W 968.17

### Pendulum Sarrasani

max. 20W, E14  
230V  
∅140 cm ∅140 mm

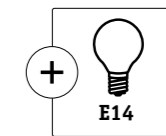
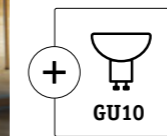
CM 969.75

### Pendulum Sarrasani

max. 20W, E14  
230V  
∅140 cm ∅140 mm

CM 969.72

W 969.73



## Pendant accessories



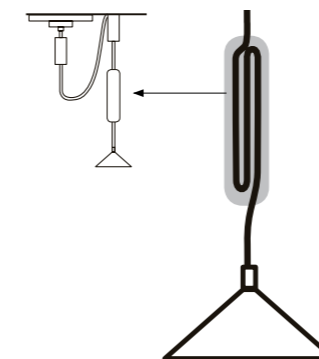
### Pendant Adapter

∅135 ∅26 mm

974.74

Pendant adapters for shortening without cutting.

The pendant cable is wound up inside the adapter (max. 1 m)



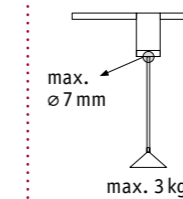
### Universal Pendant Adapter

230V  
∅106 ∅62 mm

CM 954.94

W 954.95

B 955.53



For the integration of pendants without a URail connection.



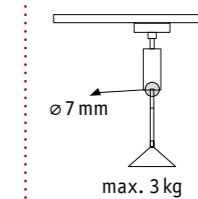
### Universal Pendant Adapter

230V  
∅100 ∅27 mm

CM 955.51

W 955.52

B 969.14



For the integration of pendants without a URail connection.



URail black matt

Many spots available in two different light colours:  
 ● warm white (2,700 K / 3,000 K) or ○ neutral white (4,000 K)

## URail Spots

Dimmable spots with non-replaceable LED



<b>Spot Arena</b> incl. 1x14 W 1.050lm, 2.700 K ∠ 82° 230V ∅191 ∓123 ∅78mm <b>B 969.24</b>	<b>Spot Arena</b> incl. 1x14 W 1.100lm, 4.000 K ∠ 82° 230V ∅191 ∓123 ∅78mm <b>B 969.42</b>	<b>Spot Cube</b> incl. 1x8 W 770lm, 2.700 K ∠ 65° 230V ∅165 ∓77 ∅47mm <b>B 969.23</b>	<b>Spot Cube</b> incl. 1x8 W 770lm, 4.000 K ∠ 65° 230V ∅165 ∓77 ∅47mm <b>B 969.41</b>	<b>Spot Capsule II</b> incl. 1x6,3 W 545lm, 2.700 K ∠ 30° 230V ∅210 ∓87 ∅80mm <b>B 968.07</b>	<b>Spot Capsule II</b> incl. 1x6,3 W 580lm, 4.000 K ∠ 30° 230V ∅210 ∓87 ∅80mm <b>B 968.05</b>
--	--	---	---	---	---



<b>Spot Circle</b> incl. 1x5 W 355lm, 2.700 K ∠ 90° 230V ∅147 ∓98 ∅50mm <b>B 969.15</b>	<b>Spot Circle</b> incl. 1x5 W 425lm, 4.000 K ∠ 90° 230V ∅147 ∓98 ∅50mm <b>B 969.39</b>	<b>Spot Aldan</b> incl. 1x9 W 820lm, 2.700 K ∠ 65° 230V ∅170 ∓98mm <b>B 969.27</b>	<b>Spot Aldan</b> incl. 1x8 W 770lm, 4.000 K ∠ 64° 230V ∅170 ∓98 ∅60mm <b>B 968.12</b>	<b>Spot Sphere</b> incl. 1x7,4 W 500lm, 2.700 K ∠ 72° 230V ∅183 ∓119,8 ∅32mm <b>B 969.38</b>	<b>Spot Sphere</b> incl. 1x7,4 W 650lm, 4.000 K ∠ 72° 230V ∅183 ∓119,8 ∅32mm <b>B 968.02</b>
---	---	--	--	--	--

## URail Spots (non-dimmable)

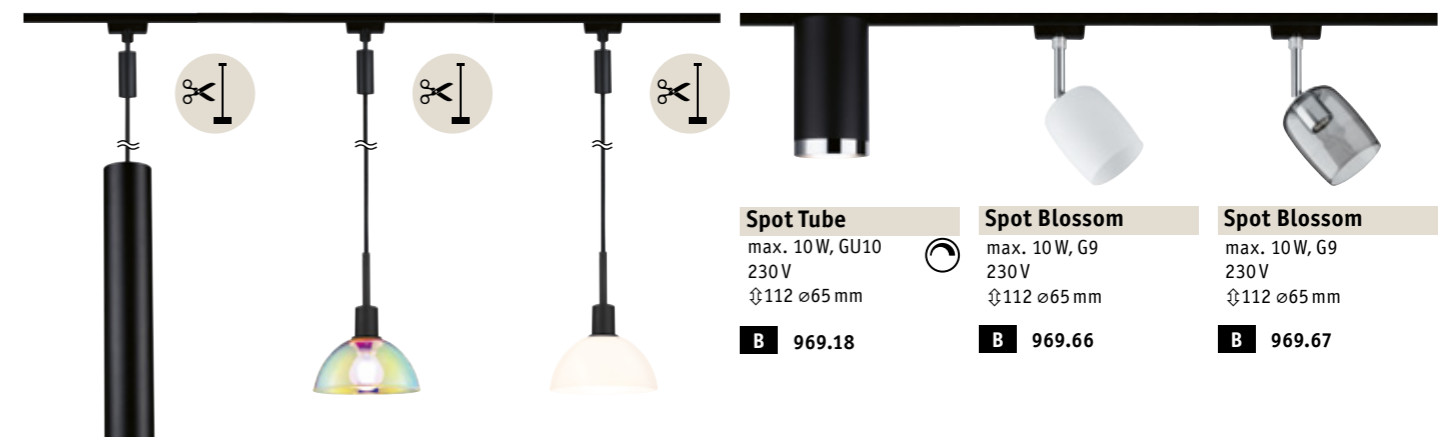
Includes non-replaceable LED



<b>Spot Tubo</b> incl. 1x4,5 W 500lm, 3.000 K 230V ∅186 ∓42 ∅105mm <b>B 969.17</b>	<b>Spot Tubo</b> incl. 1x4,5 W 540lm, 4.000 K 230V ∅196 ∓42 ∅105mm <b>B 969.40</b>	<b>Panel Loop</b> incl. 1x7 W 812lm, 2.700 K 230V ∅35 ∓380 ∅110mm <b>B 969.20</b>
---	---	--

## URail Spots without lamps

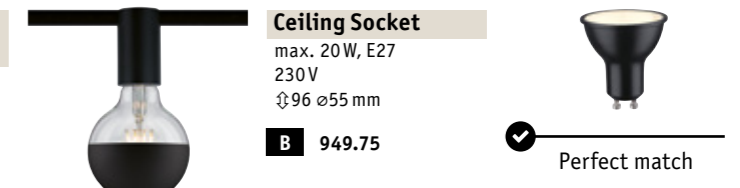
Choose your own lamp!



<b>Cataleyo</b> max. 10W, GU10 230V ∅383mm ∅160mm ∅65mm <b>B 968.18</b>	<b>Pendulum Sarrasani</b> max. 20W, E14 230V ∅140cm ∅140mm <b>B 969.76</b>	<b>Pendulum Sarrasani</b> max. 20W, E14 230V ∅140cm ∅140mm <b>B 969.74</b>	<b>Spot Tube</b> max. 10W, GU10 230V ∅112 ∅65mm <b>B 969.18</b>	<b>Spot Blossom</b> max. 10W, G9 230V ∅112 ∅65mm <b>B 969.66</b>	<b>Spot Blossom</b> max. 10W, G9 230V ∅112 ∅65mm <b>B 969.67</b>
--	--	--	---	--	--



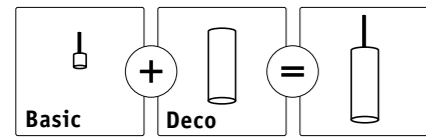
<b>Spot Cone</b> max. 10W, GU10 230V ∅180 ∅85 ∅90mm <b>B 969.25</b>	<b>Spot Cover</b> max. 10W, GU10 230V ∅140 ∓58 ∅90mm <b>B 969.26</b>	<b>Spot Pure II</b> max. 10W, GU10 230V ∅151 ∓58 ∅66mm <b>B 969.11</b>
---	--	--





## 2Easy Pendant Luminaires

Simply add a lamp to the basic pendant and select your favourite shade to match.


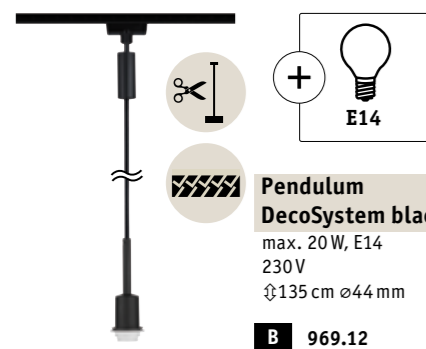
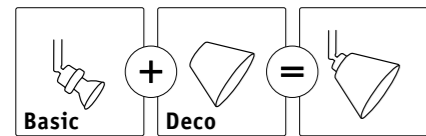


Find for your perfect shade on pages 8–9.



## DecoSystems LED Spots/ Pendants

Select a matching lamp and your favourite shade.




Find your perfect shade on pages 10–11



## Starter Sets with 3 Spots

Get started now and get creative! Includes power infeed, 1 m rail, connector and three spots without lamps




**Starter Set Barelli**  
max. 3×10W, GU10  
230V  
⇅1,2m  
**CM** 954.59



**Starter Set Cover**  
max. 3×10W, GU10  
230V  
⇅1,2m  
**CM** 954.62


## Starter Sets

Suitable for all pendants and spots. Includes flexible power infeed, 3x 1 m rail and two connectors

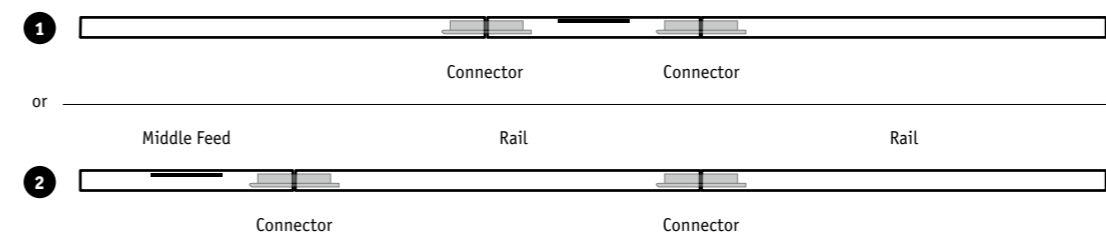


**URail Basicsystem**  
max. 1.000W  
230V  
⇅3,1m  
**CM** 950.16

Suitable for all pendants and spots. Includes centre infeed, 2x 1 m rail and two connectors



**URail Basic Set**  
max. 1.000W  
230V  
⇅2,3m  
**CM** 969.43  
**W** 969.44  
**B** 969.45





## URail Planning Aid

The simple approach to your personal rail system

**Have you chosen your luminaires?** Then use this planning guide. You can add your chosen URail products to the easy-to-use **shopping list on page 22/23**. On page 23, you will find a grid where you can plan your individual rail sections.

### Step 1: Choose rails

1		<b>Track</b>	max. 1000W, 230V ∅18 ∅18mm	∅0,1 m	∅0,5 m	∅1 m	∅2 m
		CM	950.86	950.86	968.54	968.33	968.34
		W	954.98	954.98	976.82	976.83	976.84
		B	969.02	969.02	969.03	969.04	969.05

---

2		<b>Universal Endcap</b>	∅18 ∅13 ∅21mm	CM 954.96	W 954.97	B 969.61	
		3		<b>Safety Cover strip</b>	∅10mm ∅0,68m	W 951.26	B 954.15
				<b>Cover Connector-Inlay</b>	∅10mm ∅0,7m	B 955.54	

---

4		<b>Suspension 105 mm</b>	∅105 ∅23mm	CM 975.99	W 976.88	B 969.94
		5		<b>Suspension 125/250 mm</b>	∅125/250 ∅18mm	951.49
				<b>Suspension Cable 2000 mm</b>	∅2000 ∅18mm	951.50

### Step 2: Choose a centre, end or cable power infeed ...

The power infeed is placed on your 230V power outlet.

From here you can either lay your rails in one direction with a terminal feed, or in two directions with a centre feed.

5	6	7	<b>URail centre power infeed</b> 3-/4-/5-wire, individually switchable. In an unobtrusive rail format.
<b>Middle/terminal feed</b>	<b>Terminal feed</b>	<b>Middle-Feed</b>	
max. 1.000W 230V ∅27 ∅205 ∅45mm	max. 1.000W 230V ∅18 ∅161 ∅18mm	max. 1.000W/1.000W 230V ∅18 ∅304 ∅18mm	
CM 968.85	CM 976.55	CM 977.65	
W 968.86	W 976.85	W 977.66	
B 969.95	B 969.60	B 969.21	

6		<b>Middle/terminal feed</b> max. 1.000W 230V	9		<b>Middle/terminal feed</b> max. 1.000W 230V
	∅165 mm 230V ∅30 mm ∅75 mm 1 m	CM 968.31 W 976.79 B 969.16		∅2 m 230V ∅30 mm ∅75 mm ∅165 mm	CM 954.16 W 954.17 B 954.18

Suitable for suspended rail systems

### ... and choose a connector



This product lets you connect the rails to the infeed and to other rails.

10		<b>Flex Connector II</b> max. 1000W ∅18 ∅227 ∅18mm	12		<b>L-Connector</b> ∅18 ∅62 ∅62mm	15		<b>Power isolating link</b> ∅18 ∅70 ∅18mm
	156 mm	CM 953.25 W 953.26 B 969.10		29 mm	CM 976.48 W 976.49 B 969.06		230V →    ← 230V	951.40
11		<b>Line Connector</b> ∅15 ∅70 ∅11mm	13		<b>T-Connector</b> ∅18 ∅104 ∅62mm	16		<b>Angle Connector</b> ∅18 ∅157 ∅36mm
	951.36	CM 951.36 W 951.36 B 951.36		36 mm	CM 976.56 W 976.86 B 969.07		45 mm	CM 969.64 W 969.65 B 969.09
			14		<b>X-Connector</b> ∅18 ∅104 ∅104mm		90°	
				36 mm	CM 976.57 W 976.87 B 969.08			


### Illuminated LED connectors

Dimmable, non-replaceable LED

<b>LED End Cap</b>	<b>LED Line Connector</b>	<b>LED L-Connector</b>	
incl. 1x5,8W 501lm, 2.700 K ∠ 80° 230V ∅27 ∅141 ∅57mm	incl. 1x5,8W 501lm, 2.700 K ∠ 80° 230V ∅27 ∅189 ∅57mm	incl. 1x5,8W 501lm, 2.700 K ∠ 80° 230V ∅27 ∅141 ∅141mm	
CM 954.79	CM 954.77	CM 954.85	
W 954.80	W 954.78	W 954.86	
B 969.95	B 969.96	B 969.97	



## Smart control



For switching and dimming downstream rail sections in Smart Home systems. The rail switch is installed between two rails, or between the infeed and the rail.



**smart**



## Ready for

- Amazon Echo Smart Speaker with Zigbee interface
- Philips Hue Bridge 2 (except Hue Entertainment & Apple HomeKit)
- Paulmann Gent Remote Control 500.67

Voice and app control with Zigbee 3.0 Gateway

Direct control



**More info:**  
[www.paulmann.com/zb](http://www.paulmann.com/zb)



**18**  
**Zigbee Rail-Switch**  
 max. 400 W  
 230V  
 ⌀35 ⇄155 ⇄56 mm

For switching and dimming downstream rail sections in Smart Home systems. The rail switch is installed between two rails, or between the infeed and the rail.

**CM** 500.50  
**W** 500.51  
**B** 968.15



**19**  
**Zigbee Spot Adapter**  
 max. 50 W  
 230V  
 ⌀50 ⇄166 ⇄20 mm

For switching and dimming individual spots or spot groups. The adapter is installed between the rail and the spot.

**CM** 968.93  
**W** 955.23  
**B** 955.24



**20**  
**Zigbee Remote Control**  
 ⌀18 ⇄55 ⇄138 mm  
 500.67

To control smart adapters and smart lamps, individually or in groups.

### Step 3:

Choose spots, panels and pendants

All you'll need are the spots, panels and pendants you like – which you can choose on the previous pages.

☐ = 4-16


**Done!**



### Optional: Single Spot Base

Adapter for any type of URail Spot

- Allows the installation of URail Spots and pendants without the need for an additional rail system
- Mounted directly on the power outlet
- Luminaires in the same design are a great addition for rooms with existing rail system.



**Single Spot-Base**  
 max. 50 W  
 230V  
 ⌀35,5 ø100 mm  
**CM** 968.20  
**W** 968.21  
**B** 968.22

# Your personal shopping list

**1** Track 0,1 m

CM	950.86	___	x
W	954.98	___	x
B	969.02	___	x

Track 0,5 m

CM	968.54	___	x
W	976.82	___	x
B	969.03	___	x

Track 1,0 m

CM	968.33	___	x
W	976.83	___	x
B	969.04	___	x

Track 2,0 m

CM	968.34	___	x
W	976.84	___	x
B	969.05	___	x



**2** Universal Endcap

CM	954.96	___	x
W	954.97	___	x
B	969.61	___	x



**3** Safety Cover strip

W	951.26	___	x
B	954.15	___	x



Cover Connector-Inlay

B	955.54	___	x
---	--------	-----	---



**4** Suspension 105 mm

CM	975.99	___	x
W	976.88	___	x
B	969.94	___	x



Suspension 125/250 mm

	951.49	___	x
--	--------	-----	---



Suspension Cable 2 m

	951.50	___	x
--	--------	-----	---



**5** Middle/terminal feed

CM	968.85	___	x
W	968.86	___	x



not incl.  
Connector

**6** Terminal feed

CM	976.55	___	x
W	976.85	___	x
B	969.60	___	x



not incl.  
Connector

**7** Middle-Feed

CM	977.65	___	x
W	977.66	___	x
B	969.21	___	x



**8** Middle/terminal feed

CM	968.31	___	x
W	976.79	___	x
B	969.16	___	x



not incl.  
Connector

**9** Middle/terminal feed

CM	954.16	___	x
W	954.17	___	x
B	954.18	___	x



not incl.  
Connector

**10** Flex Connector II

CM	953.25	___	x
W	953.26	___	x
B	969.10	___	x



**14** X-Connector

CM	976.57	___	x
W	976.87	___	x
B	969.08	___	x



**11** Line Connector

	951.36	___	x
--	--------	-----	---



**15** Power isolating link

	951.40	___	x
--	--------	-----	---



**12** L-Connector

CM	976.48	___	x
W	976.49	___	x
B	969.06	___	x



**16** Angle Connector

CM	969.64	___	x
W	969.65	___	x
B	969.09	___	x



**13** T-Connector

CM	976.56	___	x
W	976.86	___	x
B	969.07	___	x



**17** Zigbee Middle/End feed

CM	501.20	___	x
W	501.21	___	x
B	968.19	___	x



**19** Zigbee Spot Adapter

CM	968.93	___	x
W	955.23	___	x
B	955.24	___	x



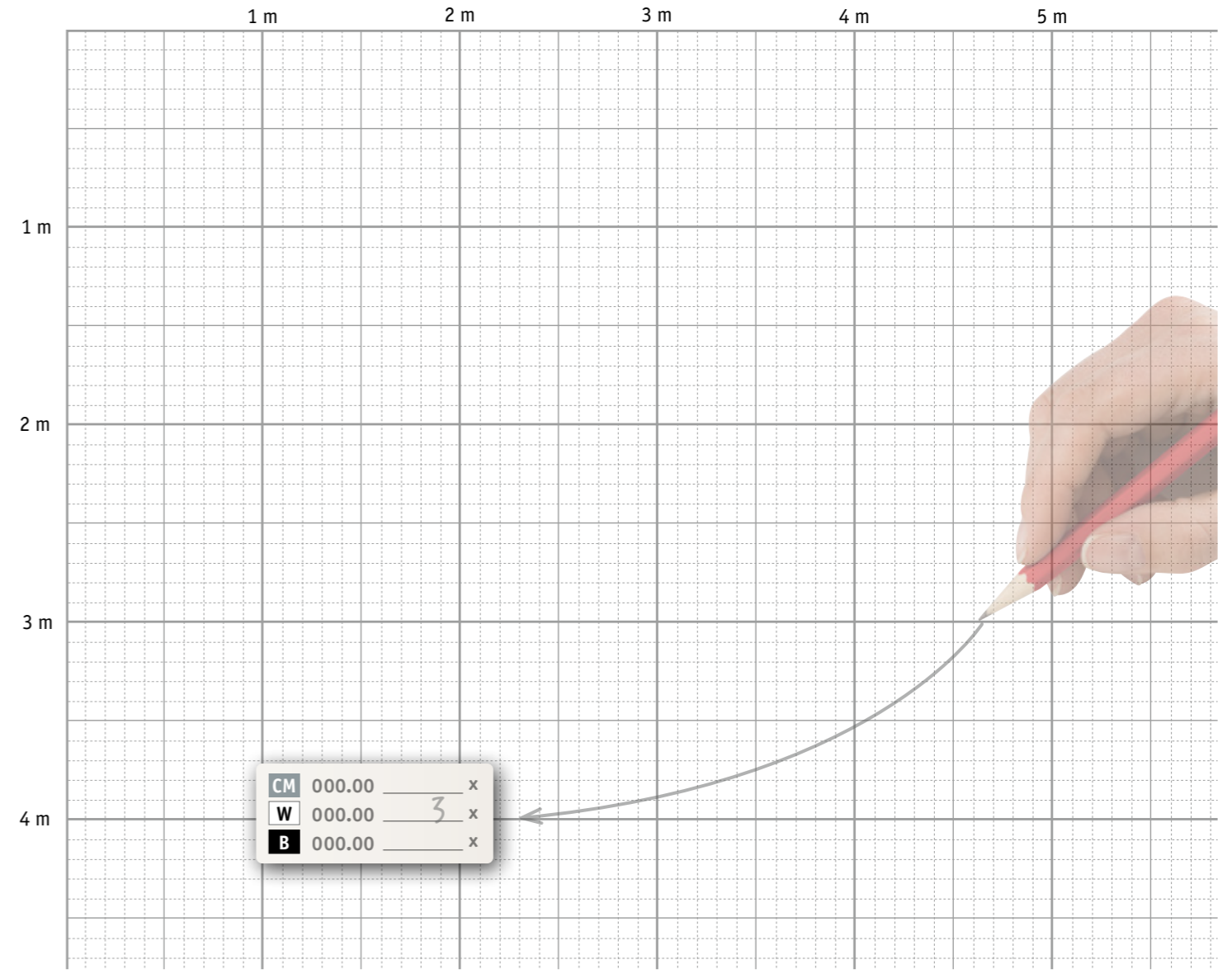
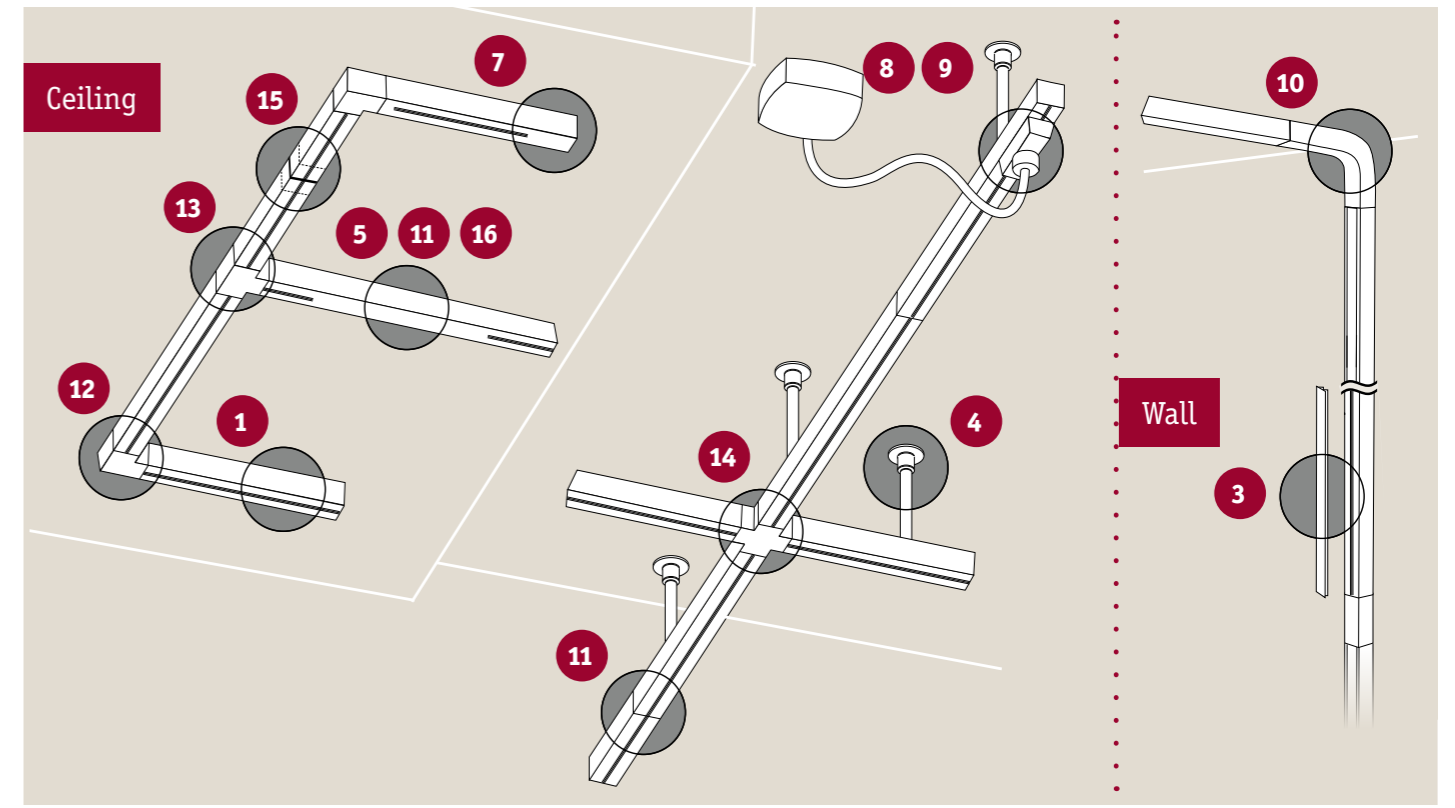
**18** Zigbee Rail-Switch

CM	500.50	___	x
W	500.51	___	x



**20** Zigbee Remote Control

	500.67	___	x
--	--------	-----	---



## URail

Distribute LED spotlights and pendants throughout your home

Introduce various forms of lighting to your home using just a single power infeed. Give the different areas of a room their own unique atmosphere while maintaining a harmonious overall impression. Connect a total of up to 40 metres of rail and 1000 watts of lighting output. URail is a mains voltage system (230V) and therefore does not require a transformer as it is connected directly to the mains. Spotlights and pendants can be easily moved along the rails – perfect for large dinner parties. You can dim your system with clever accessories – no wall-mounted dimmer switch necessary. You can also integrate it into Smart Home systems.

Depending on the height of your ceiling, you can choose between two types of installation: the rails can be mounted on spacers or directly on the ceiling.




5 Jahre Year Ans  
Jaar Años Annos  
**Garantie**

220906 504 400 332

## WORLD OF LIGHT

with  
*Anita & Jens*



### Visit us at YouTube!

In Paulmann's World of Light, we use short videos to show you how to light up your home.

[www.youtube.com/PaulmannLighting](http://www.youtube.com/PaulmannLighting)

[www.paulmann.com](http://www.paulmann.com)

Paulmann Licht GmbH | Quezinger Feld 2 | 31832 Springe / Germany